


1/4" x 1 1/4" Ceramic Tube Fuses

GBB Series, Very Fast-Acting

Description

- Very fast-acting
- Optional axial leads available
- 1/4" x 1 1/4" (6.3 x 32mm) physical size
- Ceramic tube, nickel-plated brass endcap construction
- 100pc-carton quantity weighs 1.0 lb (0.45 kg)
- UL Recognized product meets standard 248-14



Electrical Characteristics		
Rated Current	% of Amp Rating	Opening Time
1 - 20A	100%	None
	150%	2 minutes maximum
	250%	1 seconds maximum
	400%	-
25, 30A	100%	None
	150%	2 minutes maximum
	250%	6 seconds maximum
	400%	-

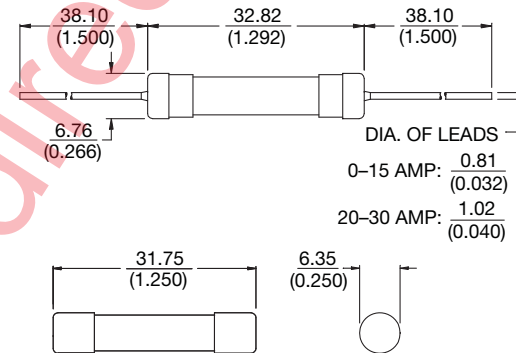
Agency Information

- UL Recognized Card: 1-30A (JFHR2, E56412)
- CSA Component Accepted Card: 1-30A (Class 1422-30 File 53787)

Ordering

- Specify packaging, product, and option code

Dimensions - mm/in



Part Number	Voltage Rating		AC Interrupting Rating (amps)*		DC Interrupting Rating (amps)*	Typical DC Cold Resistance (Ω)**	Typical Voltage Drop (V)‡
	Vac	Vdc	250Vac	125Vac	125Vdc		
	GBB-1-R	250	125	200	10,000	10,000	0.17750
GBB-1-1/4-R	250	125	200	10,000	10,000	0.17900	0.2497
GBB-2-R	250	125	200	10,000	10,000	0.06620	0.1687
GBB-3-R	250	125	200	10,000	10,000	0.04475	0.1816
GBB-4-R	250	125	200	10,000	10,000	0.03175	0.1778
GBB-5-R	250	125	200	10,000	10,000	0.02125	0.1217
GBB-6-R	250	125	200	10,000	10,000	0.01800	0.1324
GBB-7-R	250	125	200	10,000	10,000	0.01550	0.1355
GBB-8-R	250	125	200	10,000	10,000	0.01360	0.1144
GBB-9-R	250	125	200	10,000	10,000	0.01070	0.1218
GBB-10-R	250	125	200	10,000	10,000	0.00934	0.0877
GBB-12-R	250	125	200	10,000	10,000	0.00620	0.0806
GBB-15-R	250	125	200	10,000	10,000	0.00472	0.0735
GBB-20-R	250	125	200	200	200	0.00330	0.0728
GBB-25-R	250	125	200	200	200	0.00252	0.0610
GBB-30-R	250	125	200	200	200	0.00206	0.0657

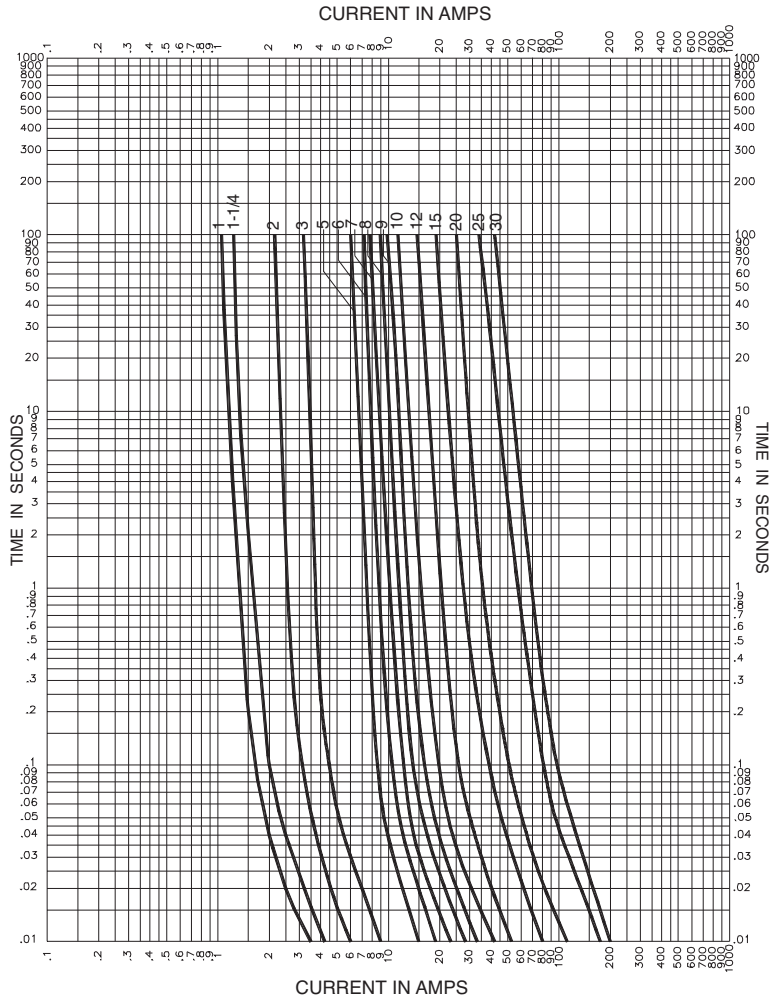
* Interrupting ratings: Interrupting ratings for 1-15A at 125Vdc was measured at 10,000A, 3.5 ms maximum, with time constant. Ratings 20-30A at 125Vdc were measured at 200A, 0.5 ms maximum, with time constant. Ratings 1-15A at 125Vac were measured at 10,000A, and 70% - 80% power factor. The interrupting ratings for 1-30A at 250Vac were measured at 90% - 100% power factor.

** DC Cold Resistance (Measured at <10% of rated current)

† Typical Melting Pt (It was measured at listed interrupting rating and rated voltage) Interrupting ratings were measured at 70% to 80% power factor on AC.

‡ Typical Voltage drop (Voltage drop was measured at 25°C±3°C ambient temperature at rated current)

Time-Current Curve



Packaging	
Packaging Code	Description
BK	100 fuses packed into a cardboard carton
BK1	1,000 fuses packed into a cardboard carton

Option Code	
Option Code	Description
B	Sealed to withstand aqueous cleaning (board washable)
V	Axial leads - copper tinned wire with nickel plated brass overcaps

The only controlled copy of this Data Sheet is the electronic read-only version located on the Cooper Bussmann Network Drive. All other copies of this document are by definition uncontrolled. This bulletin is intended to clearly present comprehensive product data and provide technical information that will help the end user with design applications. Cooper Bussmann reserves the right, without notice, to change design or construction of any products and to discontinue or limit distribution of any products. Cooper Bussmann also reserves the right to change or update, without notice, any technical information contained in this bulletin. Once a product has been selected, it should be tested by the user in all possible applications.

Life Support Policy: Cooper Bussmann does not authorize the use of any of its products for use in life support devices or systems without the express written approval of an officer of the Company. Life support systems are devices which support or sustain life, and whose failure to perform, when properly used in accordance with instructions for use provided in the labeling, can be reasonably expected to result in significant injury to the user.

