

30A Avg.

60 Volts

SBD

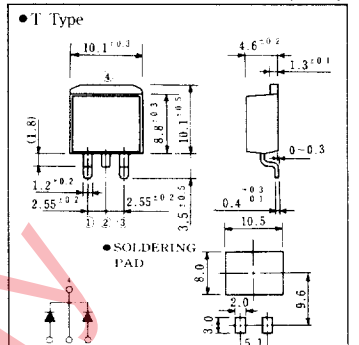
C30T06Q/C30T06Q-11A  
FCQ30A06/GCQ30A06

■最大定格 MAXIMUM RATINGS

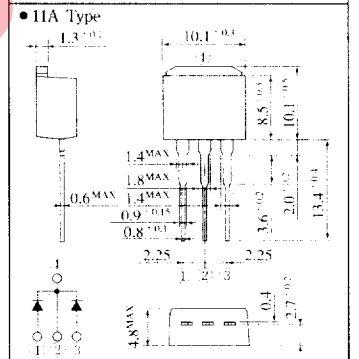
Rating	Symbol	Type	C30T06Q/C30T06Q-11A FCQ30A06/GCQ30A06	Unit
くり返しピーク逆電圧 Repetitive Peak Reverse Voltage	$V_{RRM}$		60	V
平均整流電流 Average Rectified Output Current	$I_O$		30 (商用周波数、正弦波通電 $T_c=94^\circ\text{C}$ ) Full Sine Wave, Resistive Load	A
実効順電流 RMS Forward Current	$I_{F(RMS)}$		33.3	A
サージ順電流 Surge Forward Current	$I_{FSM}$		200 (50Hz正弦波1サイクル非くり返し) Full Sine Wave, 1cycle, Non-repetitive	A
動作接合温度範囲 Operating Junction Temperature Range	$T_{jw}$		-40~+150	$^\circ\text{C}$
保存温度範囲 Storage Temperature Range	$T_{stg}$		-40~+150	$^\circ\text{C}$
締付トルク Mounting torque	$F_{tor}$		* (推奨値recommended torque=0.5) (5.1)kgf·cm	N·m

\*FCQ30A,GCQ30A type

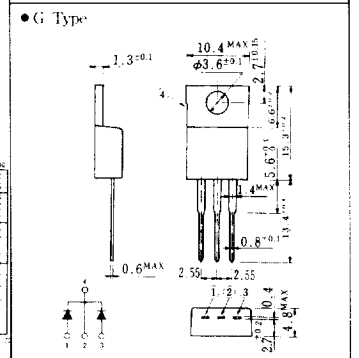
■OUTLINE DRAWING(mm)



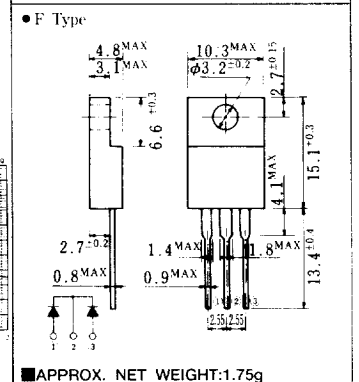
■APPROX. NET WEIGHT:1.4g



■APPROX. NET WEIGHT:1.45g



■APPROX. NET WEIGHT:1.9g



■APPROX. NET WEIGHT:1.75g

■電気的特性 ELECTRICAL CHARACTERISTICS

Characteristic	Symbol	Test Condition	Min.	Typ.	Max.	Unit
ピーク逆電流 Peak Reverse Current	$I_{RM}$	$V_{RM}=V_{RRM}$ $T_j=25^\circ\text{C}$ per diode	—	—	15	mA
ピーク順電圧 Peak Forward Voltage	$V_{FM}$	$I_{FM}=15\text{A}$ $T_j=25^\circ\text{C}$ per diode	—	—	0.65	V
熱抵抗 Thermal Resistance	接合部・ケース間 (Junction to Case)	junction to case	—	—	1.5	$^\circ\text{C}/\text{W}$
	ケース・フィン間 (Case to Fin)	case to fin (FCQ30A type)	—	—	1.5	$^\circ\text{C}/\text{W}$

■定格・特性曲線

FIG.1

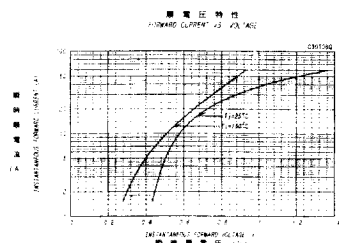


FIG.2

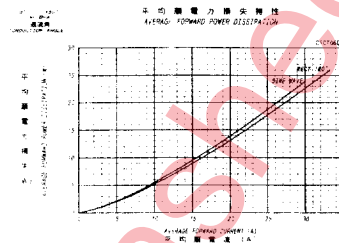


FIG.3

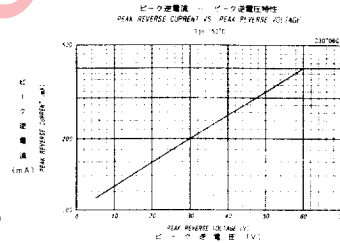


FIG.4

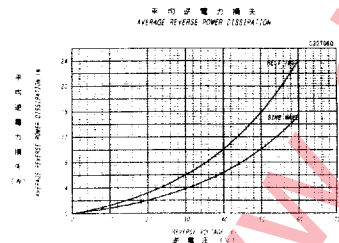


FIG.5

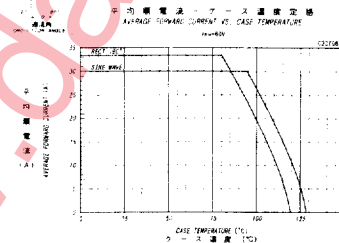


FIG.6

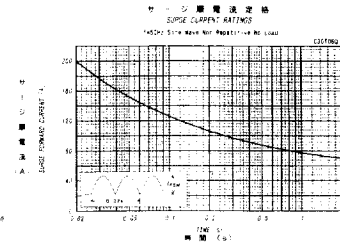


FIG.7

