
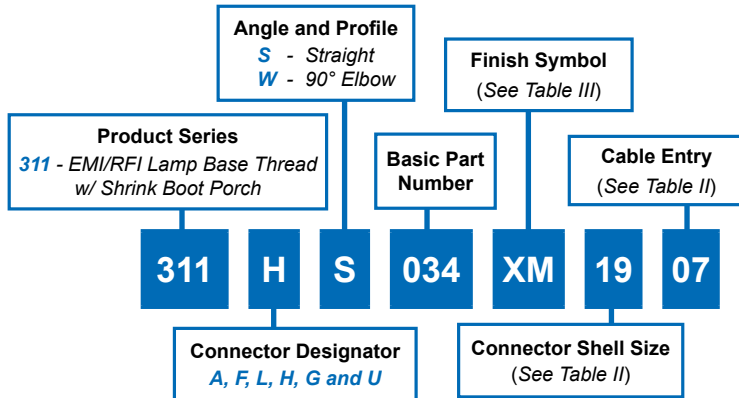


# 311-034 Composite Lamp Base Thread EMI/RFI Shield Termination Backshell with Self-Locking Rotatable Coupling Nut

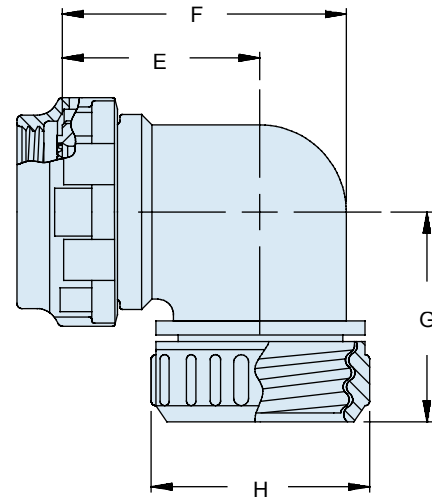
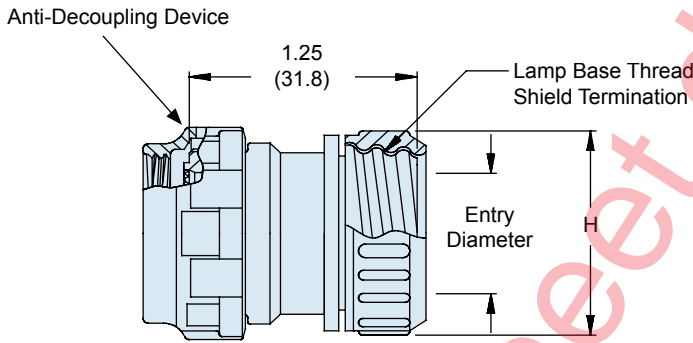


Composite Backshells

A



Dash No.	±.06	H (1.5)	±.03	Entry Dia. (0.8)
01	.45	(11.4)	.13	(3.3)
02	.52	(13.2)	.25	(6.4)
03	.64	(16.3)	.38	(9.7)
04	.77	(19.6)	.50	(12.7)
05	.92	(23.4)	.63	(16.0)
06	1.02	(25.9)	.75	(19.1)
07	1.14	(29.0)	.81	(20.6)
08	1.27	(32.3)	.94	(23.9)
09	1.43	(36.3)	1.06	(26.9)
10	1.52	(38.6)	1.19	(30.2)
11	1.64	(41.7)	1.38	(35.1)



- NOTES**
- See Table I in Intro for front-end dimensional details.
  - Coupling nut supplied unplated.
  - Metric dimensions (mm) are for reference only.

Shell Size For Connector Designator*					E	F	G	Max Entry
A	F/L	H	G	U	±.06 (1.5)	±.09 (2.3)	±.09 (2.3)	Dash No.**
08	08	09	-	-	.69 (17.5)	.88 (22.4)	1.19 (30.2)	02
10	10	11	-	08	.75 (19.1)	1.00 (25.4)	1.25 (31.8)	03
12	12	13	11	10	.81 (20.6)	1.13 (28.7)	1.31 (33.3)	04
14	14	15	13	12	.88 (22.4)	1.31 (33.3)	1.38 (35.1)	05
16	16	17	15	14	.94 (23.9)	1.38 (35.1)	1.44 (36.6)	06
18	18	19	17	16	.97 (24.6)	1.44 (36.6)	1.47 (37.3)	07
20	20	21	19	18	1.06 (26.9)	1.63 (41.4)	1.56 (39.6)	08
22	22	23	-	20	1.13 (28.7)	1.75 (44.5)	1.63 (41.4)	09
24	24	25	23	22	1.19 (30.2)	1.88 (47.8)	1.69 (42.9)	10
28	-	-	25	24	1.34 (34.0)	2.13 (54.1)	1.78 (45.2)	11

\*\*Consult factory for additional entry sizes available.  
See introduction for additional connector front-end details.

Symbol	Finish Description
XM	2000 Hour Corrosion Resistant Electroless Nickel
XMT	2000 Hour Corrosion Resistant Ni-PTFE, Nickel-Fluorocarbon Polymer. 1000 Hour Grey™
XW	2000 Hour Corrosion Resistant Cadmium/Olive Drab over Electroless Nickel